

DISCRETIZATION OF PARTIAL DIFFERENTIAL EQUATIONS

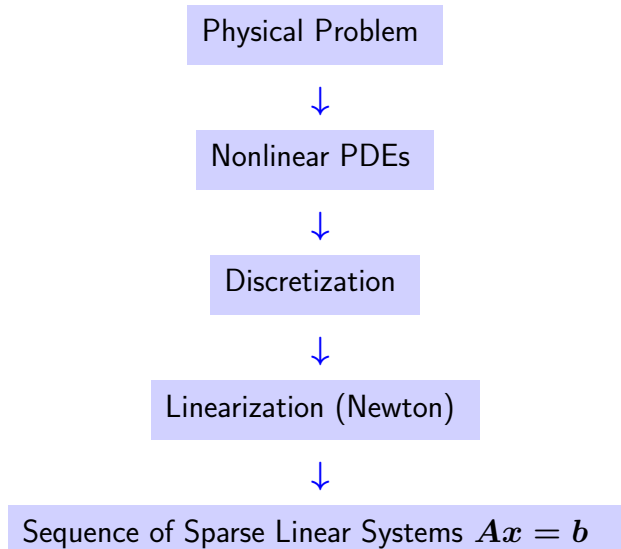
Goal: to show how partial differential lead to sparse linear systems

- See Chap. 2 of text
- Finite difference methods
- Finite elements
- Assembled and unassembled finite element matrices

Why study discretized PDEs?

- Still the most important source of sparse linear systems
- Will help understand the structures of the problem and their connections with “meshes” in 2-D or 3-D space
- Also: iterative methods are often formulated for the PDE directly – instead of a discretized (sparse) system.

A typical numerical simulation

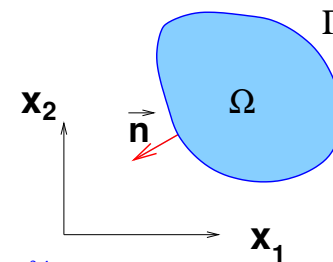


Example: discretized Poisson equation

- Common Partial Differential Equation (PDE) :

$$\frac{\partial^2 u}{\partial x_1^2} + \frac{\partial^2 u}{\partial x_2^2} = f, \text{ for } x = \begin{pmatrix} x_1 \\ x_2 \end{pmatrix} \text{ in } \Omega$$

where $\Omega =$ bounded, open domain in \mathbb{R}^2



- + boundary conditions:

Dirichlet: $u(x) = \phi(x)$
 Neumann: $\frac{\partial u}{\partial \mathbf{n}}(x) = 0$
 Cauchy: $\frac{\partial u}{\partial \mathbf{n}} + \alpha(x)u = \gamma$

- $\Delta = \frac{\partial^2}{\partial x_1^2} + \frac{\partial^2}{\partial x_2^2}$ is the Laplace operator or Laplacean
- How to approximate the problem?
- Answer: discretize, i.e., replace continuum with discrete set.
- Then approximate Laplacean using this discretization
- Many types of discretizations.. will briefly cover Finite differences and finite elements.

Finite Differences: Basic approximations

- Formulas derived from Taylor series expansion:

$$u(x+h) = u(x) + h \frac{du}{dx} + \frac{h^2}{2} \frac{d^2u}{dx^2} + \frac{h^3}{6} \frac{d^3u}{dx^3} + \frac{h^4}{24} \frac{d^4u}{dx^4}(\xi)$$

Discretization of PDEs - Basic approximations

- Simplest scheme: forward difference

$$\begin{aligned} \frac{du}{dx} &= \frac{u(x+h) - u(x)}{h} - \frac{h}{2} \frac{d^2u}{dx^2} + O(h^2) \\ &\approx \frac{u(x+h) - u(x)}{h} \end{aligned}$$

- Centered differences for second derivative:

$$\frac{d^2u(x)}{dx^2} = \frac{u(x+h) - 2u(x) + u(x-h))}{h^2} - \frac{h^2}{12} \frac{d^4u(\xi)}{dx^4},$$


where $\xi_- \leq \xi \leq \xi_+$.

Notation:

$$\begin{aligned} \delta^+ u(x) &= u(x+h) - u(x) \\ \delta^- u(x) &= u(x) - u(x-h) \end{aligned}$$

- Operations of the type: $\frac{d}{dx} \left[a(x) \frac{d}{dx} \right]$ are very common [in-homogeneous media].
- The following is a second order approximation:

$$\begin{aligned} \frac{d}{dx} \left[a(x) \frac{du}{dx} \right] &= \frac{1}{h^2} \delta^+ \left(a_{i-\frac{1}{2}} \delta^- u \right) + O(h^2) \\ &\approx \frac{a_{i+\frac{1}{2}}(u_{i+1} - u_i) - a_{i-\frac{1}{2}}(u_i - u_{i-1}))}{h^2} \end{aligned}$$

 Show that $\delta^+ \left(a_{i-\frac{1}{2}} \delta^- u \right) = \delta^- \left(a_{i+\frac{1}{2}} \delta^+ u \right)$

Finite Differences for 2-D Problems

Consider the simple problem,

$$-\left(\frac{\partial^2 u}{\partial x_1^2} + \frac{\partial^2 u}{\partial x_2^2} \right) = f \quad \text{in } \Omega \quad (1)$$

$$u = 0 \quad \text{on } \Gamma \quad (2)$$

$\Omega = \text{rectangle } (0, l_1) \times (0, l_2)$ and Γ its boundary.

Discretize uniformly :

$$x_{1,i} = i \times h_1 \quad i = 0, \dots, n_1 + 1 \quad h_1 = \frac{l_1}{n_1 + 1}$$

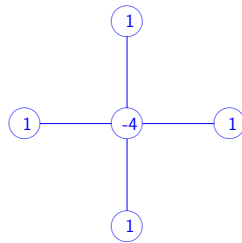
$$x_{2,j} = j \times h_2 \quad j = 0, \dots, n_2 + 1 \quad h_2 = \frac{l_2}{n_2 + 1}$$

Finite Difference Scheme for the Laplacean

- Using centered differences for both the $\frac{\partial^2}{\partial x_1^2}$ and $\frac{\partial^2}{\partial x_2^2}$ terms - with mesh sizes $h_1 = h_2 = h$:

$$\Delta u(x) \approx \frac{1}{h^2} [u(x_1 + h, x_2) + u(x_1 - h, x_2) + u(x_1, x_2 + h) + u(x_1, x_2 - h) - 4u(x_1, x_2)]$$

The 5-point 'stencil':

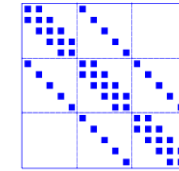


2-9

Chap 2 - discr

The resulting matrix has the following block structure:

$$A = \frac{1}{h^2} \begin{bmatrix} B & -I & & & \\ -I & B & -I & & \\ & -I & B & -I & \\ & & & -I & B \\ & & & & & -I & B \end{bmatrix}$$



Matrix for 7×5 finite difference mesh

With

$$B = \begin{bmatrix} 4 & -1 & & & \\ -1 & 4 & -1 & & \\ & -1 & 4 & -1 & \\ & & -1 & 4 & -1 \\ & & & -1 & 4 \end{bmatrix}.$$

2-10

Chap 2 - discr

Finite Elements: a quick overview

Background: Green's formula

$$\int_{\Omega} \nabla v \cdot \nabla u \, dx = - \int_{\Omega} v \Delta u \, dx + \int_{\Gamma} v \frac{\partial u}{\partial \vec{n}} \, ds.$$

- ∇ = gradient operator. In 2-D:

$$\nabla u = \begin{pmatrix} \frac{\partial u}{\partial x_1} \\ \frac{\partial u}{\partial x_2} \end{pmatrix},$$

- The dot indicates a dot product of two vectors.
- Δu = Laplacean of u
- \vec{n} is the unit vector that is normal to Γ and directed outwards.

- Frechet derivative:

$$\frac{\partial u}{\partial \vec{v}}(x) = \lim_{h \rightarrow 0} \frac{u(x + h\vec{v}) - u(x)}{h}$$

- Green's formula generalizes the usual formula for integration by parts

- Define

$$a(u, v) \equiv \int_{\Omega} \nabla u \cdot \nabla v \, dx = \int_{\Omega} \left(\frac{\partial u}{\partial x_1} \frac{\partial v}{\partial x_1} + \frac{\partial u}{\partial x_2} \frac{\partial v}{\partial x_2} \right) dx$$

$$(f, v) \equiv \int_{\Omega} f v \, dx.$$

Denote:

$$(u, v) = \int_{\Omega} u(x)v(x)dx,$$

2-12

Chap 2 - discr

- With Dirichlet BC, the integral on the boundary in Green's formula vanishes →

$$a(u, v) = -(\Delta u, v).$$

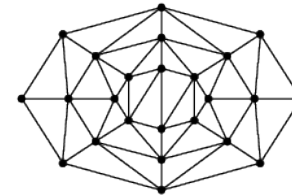
- **Weak formulation** of the original problem: select a subspace of reference V of L^2 and then solve

$$\text{Find } u \in V \text{ such that } a(u, v) = (f, v), \quad \forall v \in V$$

- Finite Element method solves this weak problem...
- ... by discretization

- The original domain is approximated by the union Ω_h of m triangles K_i ,

Triangulation of Ω :



$$\Omega_h = \bigcup_{i=1}^m K_i.$$

- Some restrictions on angles, edges, etc..

$$V_h = \{ \phi \mid \phi|_{\Omega_h} \in C^0, \quad \phi|_{\Gamma_h} = 0, \quad \phi|_{K_j} \text{ linear } \forall j \}$$

- C^0 = set of *continuous* functions
- $\phi|_X$ == restriction of ϕ to the subset X
- Let $x_j, j = 1, \dots, n$, be the nodes of the triangulation

- Can define a (unique) 'hat' function ϕ_j in V_h associated with each x_j s.t.:

$$\phi_j(x_i) = \delta_{ij} = \begin{cases} 1 & \text{if } x_i = x_j \\ 0 & \text{if } x_i \neq x_j \end{cases}.$$

- Each function u of V_h can be expressed as

$$u(x) = \sum_{j=1}^n \xi_j \phi_j(x). \quad (*)$$

- The finite element approximation consists of writing the Galerkin condition for functions in V_h :

$$\text{Find } u \in V_h \text{ such that } a(u, v) = (f, v), \quad \forall v \in V_h$$

- Express u in the basis $\{\phi_j\}$ (see *), then substitute above

- Result: the linear system

$$\sum_{j=1}^n \alpha_{ij} \xi_j = \beta_i$$

where

$$\alpha_{ij} = a(\phi_j, \phi_i), \quad \beta_i = (f, \phi_i).$$

The above equations form a linear system of equations

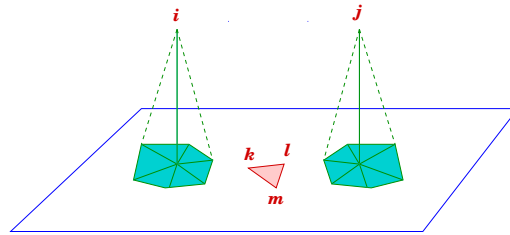
$$Ax = b$$

- A is *Symmetric Positive Definite*

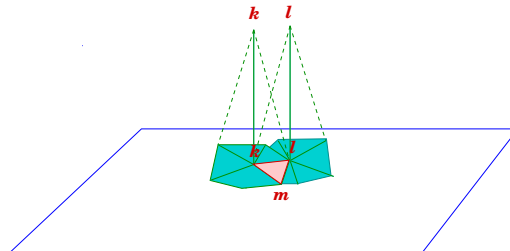
2 Prove it

The Assembly Process: Illustration

If triangle $K \notin$ support domains of both ϕ_i and ϕ_j then $a_K(\phi_i, \phi_j) = 0$

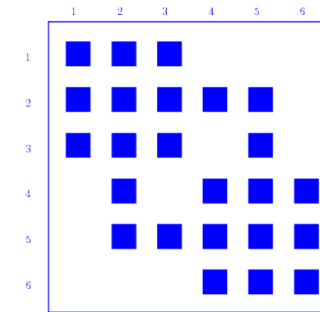


If triangle $K \in$ *both* nonzero domains of ϕ_i and ϕ_j then $a_K(\phi_i, \phi_j) \neq 0$

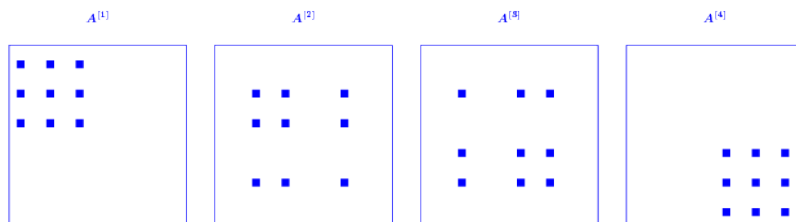


► So: $a_K(\phi_i, \phi_j) \neq 0$ iff $i \in \{k, l, m\}$ and $j \in \{k, l, m\}$.

The Assembly Process



A simple finite element mesh and the pattern of the corresponding assembled matrix.



Element matrices $A^{[e]}$, $e = 1, \dots, 4$ for FEM mesh shown above

- Each element contributes a 3×3 submatrix $A^{[e]}$ (spread out)
- Can use the matrix in un-assembled form - To multiply a vector by A for example we can do

$$y = Ax = \sum_{e=1}^{nel} A^{[e]}x = \sum_{e=1}^{nel} P_e A_{K_e} (P_e^T x).$$

- Can be computed using the element matrices A_{K_e} - no need to assemble
- The product $P_e^T x$ gathers x data associated with the e -element into a 3-vector consistent with the ordering of the matrix A_{K_e} .
- Advantage: some simplification in process
- Disadvantage: cost (memory + computations).

Resources: A few matlab scripts

➤ These (and others) will be posted in the matlab folder of class web-site

```
>> help fd3d
function A = fd3d(nx,ny,nz,alpx,alpy,alpz,dshift)
NOTE nx and ny must be > 1 -- nz can be == 1.
5- or 7-point block-Diffusion/conv. matrix. with
```

➤ A stripped-down version is `lap2D(nx,ny)`

```
>> help mark
[A] = mark(m)
generates a Markov chain matrix for a random walk
on a triangular grid. A is sparse of size n=m*(m+1)/2
```

 3 Explore A few useful matlab functions

* `kron`

* `gplot` for plotting graphs

* `reshape` for going from say 1-D to 2-D or 3-D arrays

 4 Write a script to generate a 9-point discretization of the Laplacean.

The Matlab PDE toolbox


➤ The PDE toolbox provides functions for setting up and solving a PDE of the form

$$m \frac{\partial^2 u}{\partial t^2} + d \frac{\partial u}{\partial t} - \Delta(c \nabla u) + au = f$$

- `model=createModel()`. Initiates the class 'model'
- `geometryFromEdges(model,...)` Creates the geometry.
- `pdegplot(model,...)` plots the geometry
- `applyBoundaryCondition(model,...)` Applies boundary conditions
- `specifyCoefficients(model,...)` Sets coeff.s m, d, c, a, f above

- `generateMesh(model,...)` Generates the mesh
- `results = pdesolve(model,...)` solves the PDE
- `pdeplot(model,...)` plots solution

➤ Also `assembleFEMatrices(model,...)` assembles the FEM problem, [returns K and M in a structure]

 5 Follow the example in the documentation and get an understanding of the functions that are called.