

GRAPH LAPLACEANS AND THEIR APPLICATIONS

- Back to graphs - define graph Laplaceans
- Properties of graph Laplaceans
- Graph partitioning –
- Introduction to clustering

Graph Laplaceans - Definition

- “Laplace-type” matrices associated with general undirected graphs – useful in many applications
- Given a graph $G = (V, E)$ define
 - A matrix W of weights w_{ij} for each edge
 - Assume $w_{ij} \geq 0$, $w_{ii} = 0$, and $w_{ij} = w_{ji} \forall (i, j)$
 - The diagonal matrix $D = \text{diag}(d_i)$ with $d_i = \sum_{j \neq i} w_{ij}$

- Corresponding **graph Laplacean** of G is:

$$L = D - W$$

- Gershgorin's theorem $\rightarrow L$ is positive semidefinite.

9-2

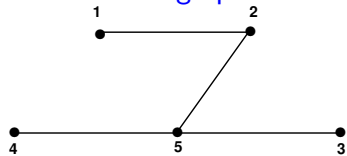
– Glaplaceans

- Simplest case:

$$w_{ij} = \begin{cases} 1 & \text{if } (i, j) \in E \text{ and } i \neq j \\ 0 & \text{else} \end{cases} \quad D = \text{diag} \left[d_i = \sum_{j \neq i} w_{ij} \right]$$

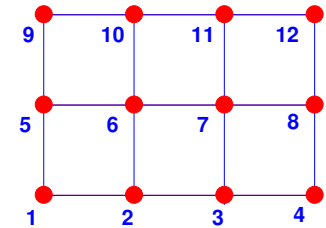
Example:

Consider the graph



$$L = \begin{bmatrix} 1 & -1 & 0 & 0 & 0 \\ -1 & 2 & 0 & 0 & -1 \\ 0 & 0 & 1 & 0 & -1 \\ 0 & 0 & 0 & 1 & -1 \\ 0 & -1 & -1 & -1 & 3 \end{bmatrix}$$

Define the graph Laplacean for the graph associated with the simple mesh shown next. [use the simple weights of 0 or 1]. What is the difference with the discretization of the Laplace operator for case when mesh is the same as this graph?



Proposition:

- L is symmetric semi-positive definite.
- L is singular with $\mathbf{1}$ as a null vector.
- If G is connected, then $\text{Null}(L) = \text{span}\{\mathbf{1}\}$
- If G has $k > 1$ connected components G_1, G_2, \dots, G_k , then the nullity of L is k and $\text{Null}(L)$ is spanned by the vectors $z^{(j)}$, $j = 1, \dots, k$ defined by:

$$(z^{(j)})_i = \begin{cases} 1 & \text{if } i \in G_j \\ 0 & \text{if not.} \end{cases}$$

9-3

– Glaplaceans

9-4

– Glaplaceans

Proof: (i) and (ii) seen earlier and are trivial. (iii) Clearly $\mathbf{u} = \mathbf{1}$ is a null vector for L . The vector $D^{-1/2}\mathbf{u}$ is an eigenvector for the matrix $D^{-1/2}LD^{-1/2} = I - D^{-1/2}WD^{-1/2}$ associated with the smallest eigenvalue. It is also an eigenvector for $D^{-1/2}WD^{-1/2}$ associated with the largest eigenvalue. By the Perron Frobenius theorem this is a simple eigenvalue... (iv) Can be proved from the fact that L can be written as a direct sum of the Laplacian matrices for G_1, \dots, G_k . ■

A few properties of graph Laplaceans

Define: oriented incidence matrix H : (1) First orient the edges $i \sim j$ into $i \rightarrow j$ or $j \rightarrow i$. (2) Rows of H indexed by vertices of G . Columns indexed by edges. (3) For each (i, j) in E , define the corresponding column in H as $\sqrt{w(i, j)}(e_i - e_j)$.

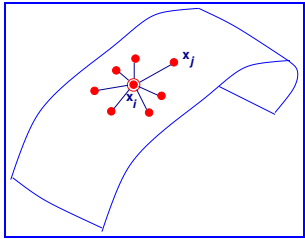
Example: In previous example (P. 11-3) orient $i \rightarrow j$ so that $j > i$ [lower triangular matrix representation]. Then matrix H is: \rightarrow

$$H = \begin{bmatrix} 1 & 0 & 0 & 0 \\ -1 & 1 & 0 & 0 \\ 0 & 0 & 1 & 0 \\ 0 & 0 & 0 & 1 \\ 0 & -1 & -1 & -1 \end{bmatrix}$$

Property 1 $L = HH^T$

Ex2 Re-prove part (iv) of previous proposition by using this property.

A few properties of graph Laplaceans



Strong relation between $x^T Lx$ and local distances between entries of x

► Let $L =$ any matrix s.t. $L = D - W$, with $D = \text{diag}(d_i)$ and

$$w_{ij} \geq 0, \quad d_i = \sum_{j \neq i} w_{ij}$$

Property 2: for any $x \in \mathbb{R}^n$:

$$x^T Lx = \frac{1}{2} \sum_{i,j} w_{ij} |x_i - x_j|^2$$

Property 3: (generalization) for any $Y \in \mathbb{R}^{d \times n}$:

$$\text{Tr}[YLY^T] = \frac{1}{2} \sum_{i,j} w_{ij} \|y_i - y_j\|^2$$

► Note: $y_j = j$ -th column of Y . Usually $d < n$. Each column can represent a data sample.

Property 4: For the particular $L = I - \frac{1}{n} \mathbf{1} \mathbf{1}^T$

$$X L X^T = \bar{X} \bar{X}^T = n \times \text{Covariance matrix}$$

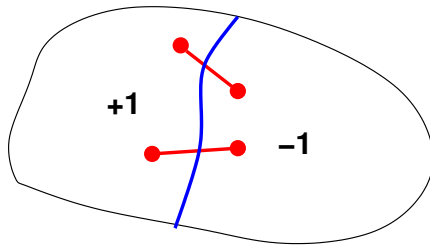
Property 5: L is singular and admits the null vector $\mathbf{1} = \text{ones}(n, 1)$

Property 6: (Graph partitioning) Consider situation when $w_{ij} \in \{0, 1\}$. If x is a vector of signs (± 1) then

$$x^T Lx = 4 \times (\text{'number of edge cuts'})$$


edge-cut = pair (i, j) with $x_i \neq x_j$


➤ Consequence: Can be used to partition graphs



➤ Would like to minimize (Lx, x) subject to $x \in \{-1, 1\}^n$ and $e^T x = 0$ [balanced sets]

➤ Will solve a relaxed form of this problem

 **3** What if we replace x by a vector of ones (representing one partition) and zeros (representing the other)?

 **4** Let x be any vector and $y = x + \alpha \mathbb{1}$ and L a graph Laplacean. Compare (Lx, x) with (Ly, y) .

➤ Consider any symmetric (real) matrix A with eigenvalues $\lambda_1 \leq \lambda_2 \leq \dots \leq \lambda_n$ and eigenvectors u_1, \dots, u_n

➤ Recall that:
(Min reached for $x = u_1$)

$$\min_{x \in \mathbb{R}^n} \frac{(Ax, x)}{(x, x)} = \lambda_1$$

➤ In addition:
(Min reached for $x = u_2$)

$$\min_{x \perp u_1} \frac{(Ax, x)}{(x, x)} = \lambda_2$$

➤ For a graph Laplacean $u_1 = \mathbb{1}$ = vector of all ones and

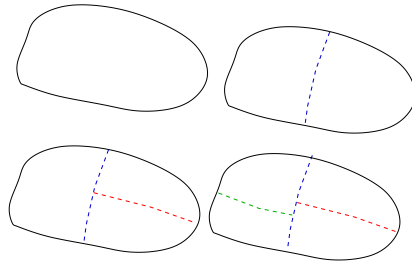
➤ ...vector u_2 is called the Fiedler vector. It solves a relaxed form of the problem -

$$\min_{x \in \{-1, 1\}^n; \mathbb{1}^T x = 0} \frac{(Lx, x)}{(x, x)} \rightarrow \min_{x \in \mathbb{R}^n; \mathbb{1}^T x = 0} \frac{(Lx, x)}{(x, x)}$$

➤ Define $v = u_2$ then $lab = \text{sign}(v - \text{med}(v))$

Recursive Spectral Bisection

- 1 Form graph Laplacean
- 2 Partition graph in 2 based on Fiedler vector
- 3 Partition largest subgraph in two recursively ...
- 4 ... Until the desired number of partitions is reached



9-13

- Glaplacians

Three approaches to graph partitioning:

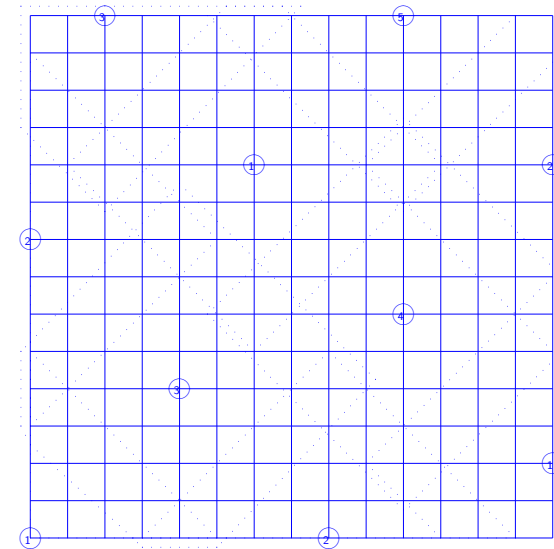
1. Spectral methods - Just seen + add Recursive Spectral Bisection.
2. Geometric techniques. Coordinates are required. [Houstis & Rice et al., Miller, Vavasis, Teng et al.]
3. Graph Theory techniques – multilevel,... [use graph, but no coordinates]
 - Currently best known technique is Metis (multi-level algorithm)
 - Simplest idea: Recursive Graph Bisection; Nested dissection (George & Liu, 1980; Liu 1992)
 - Advantages: simplicity – no coordinates required

9-14

- Glaplacians

Example of a graph theory approach

- Level Set Expansion Algorithm
- Given: p nodes 'uniformly' spread in the graph (roughly same distance from one another).
- Method: Perform a level-set traversal (BFS) from each node simultaneously.
- Best described for an example on a 15×15 five – point Finite Difference grid.
- See [Goehring-Saad '94, See Cai-Saad '95]
- Approach also known under the name 'bubble' algorithm and implemented in some packages [Party, DibaP]



9-15

- Glaplacians

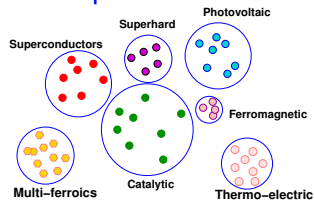
9-16

- Glaplacians

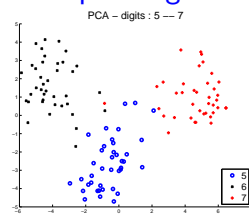
Clustering

➤ Problem: we are given n data items: x_1, x_2, \dots, x_n . Would like to 'cluster' them, i.e., group them so that each group or cluster contains items that are similar in some sense.

➤ Example: materials



➤ Example: Digits



➤ Refer to each group as a 'cluster' or a 'class'

➤ 'Unsupervised learning'

9-17

- Glaplacians

What is Unsupervised learning?

"Unsupervised learning": methods do not exploit labeled data

- Example of digits: perform a 2-D projection
- Images of same digit tend to cluster (more or less)
- Such 2-D representations are popular for visualization
- Can also try to find natural clusters in data, e.g., in materials
- Basic clustering technique: K-means

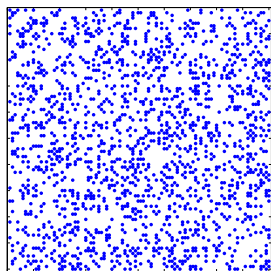
9-18

- Glaplacians

Example: Community Detection

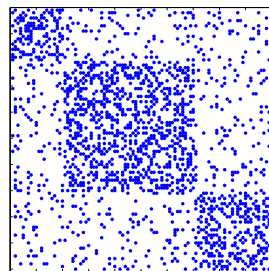
➤ Communities modeled by an 'affinity' graph [e.g., 'user A sends frequent e-mails to user B ']

➤ Adjacency Graph represented by a sparse matrix



← Original matrix

Goal: Find ordering so blocks are as dense as possible →



- Use 'blocking' techniques for sparse matrices
- Advantage of this viewpoint: need not know # of clusters.

[data: www-personal.umich.edu/~mejn/netdata/]

9-19

- Glaplacians

Example of application

Data set from :

<http://www-personal.umich.edu/~mejn/netdata/>

- Network connecting bloggers of different political orientations [2004 US presidential election]
- 'Communities': liberal vs. conservative
- Graph: 1,490 vertices (blogs) : first 758: liberal, rest: conservative.
- Edge: $i \rightarrow j$: a citation between blogs i and j
- Blocking algorithm (Density threshold=0.4): subgraphs [note: density = $|E|/|V|^2$.]
- Smaller subgraph: conservative blogs, larger one: liberals

9-20

- Glaplacians